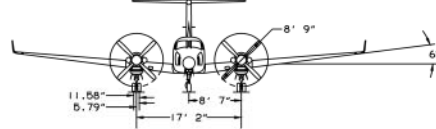
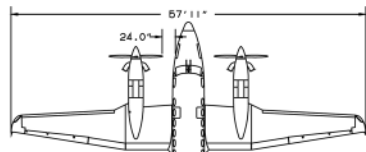
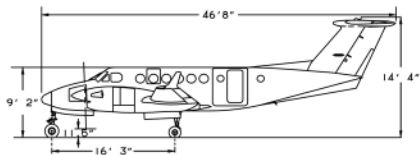


BEECHCRAFT



Beech 200 Series (PWC PT6) to Beech 300 Series (PWC PT6) Aircraft

B1+B2 Theoretical Differences Maintenance

This EASA Differences course offers a sharply focused, detail-oriented comparison of similar aircraft models that require separate type ratings. The focus is on the systems that are significantly different between two aircraft models that otherwise share a large portion of other main systems in common.

The emphasis is on building upon what the student already knows about a particular aircraft model and filling the gaps relating to the new model. The theoretical differences course employs an interactive approach with instruction to the student.

This comprehensive class is the ideal way to efficiently introduce technicians to other aircraft within the fleet.

For more information on your Beech 300 Series
(PWC PT6) please contact:
Sales@globaljetservices.com
30 Tower Lane → Suite 200
Avon, CT → 06001
Tel (860) 651-6090 → Fax (860) 651-3618
globaljetservices.com

Course Length
1 Days (8 Hours)

EASA Approval Number:

147.0038



Other GLOBALJET courses available for your Beech 300 Series (PWC PT6) type aircraft:

EASA Approved:

Beech 300 Series (PWC PT6) B1+B2 Theory

Beech 300 Series (PWC PT6) B1+B2 Practical

Beech 300 Series (PWC PT6) B1 Theory

Beech 300 Series (PWC PT6) B1 Practical

Beech 300 Series (PWC PT6) B2 Theory

Beech 300 Series (PWC PT6) B2 Practical

GLOBALJET
SERVICES

